

Latihan Soal Ujian Nasional 2011
Sekolah Menengah Pertama / Madrasah Tsanawiyah
SMP / MTs
Mata Pelajaran : Bahasa Inggris

Dalam UN berlaku Petunjuk Umum seperti ini :

1. Isikan identitas Anda ke dalam Lembar Jawaban Ujian Nasional (LJUN) yang tersedia dengan menggunakan pensil 2B sesuai petunjuk di LJUN.
2. Hitamkan bulatan di depan nama mata ujian pada LJUN.
3. Tersedia waktu 120 menit untuk mengerjakan paket tes tersebut.
4. Jumlah soal sebanyak 40 butir, pada setiap soal terdapat 4 (empat) pilihan jawaban.
5. Periksa dan bacalah soal-soal sebelum Anda menjawabnya.
6. Laporkan kepada pengawas ujian apabila terdapat lembar soal yang kurang jelas, rusak, atau tidak lengkap.
7. Tidak diizinkan menggunakan kalkulator, HP, tabel matematika atau alat bantu hitung lainnya.
8. Periksalah pekerjaan Anda sebelum diserahkan kepada pengawas ujian.
9. Lembar soal boleh dicoret-coret untuk mengerjakan perhitungan.

A. Listening Section

Dalam ujian ini, Anda menerima lembar soal dan lembar jawaban. Periksa kembali apakah Anda telah menerimanya. Jika Anda sudah menerimanya, Anda akan mendengarkan teks lisan dari rekaman sebanyak dua kali. Langkah-langkahnya adalah sebagai berikut:

Anda akan mendengarkan dialog, misalnya:

Diperdengarkan:

Della : Hi, Tono, how are you?

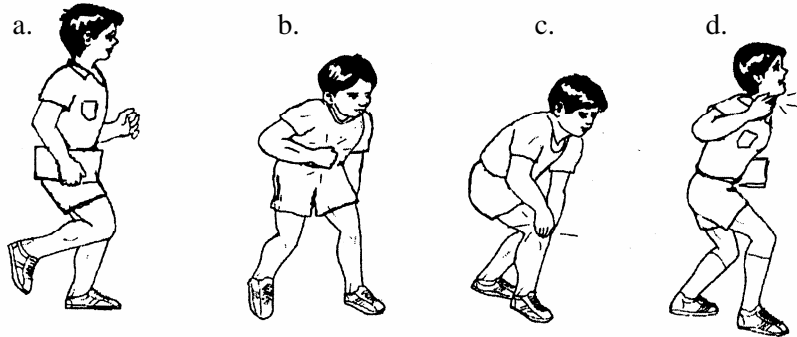
Tono : Well ... I am having a sore throat.

Pertanyaan diperdengarkan:

What's the matter with Tono?

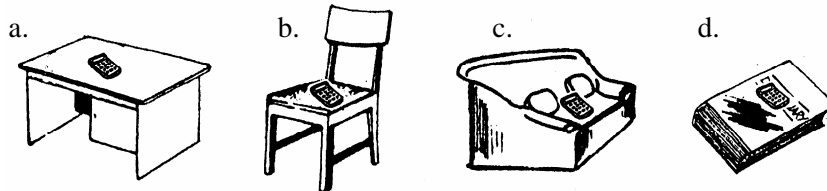
Ditulis di lembar soal siswa:

What's the matter with Tono?



Setelah mendengar pertanyaan tersebut, maka Anda memilih jawaban yang benar. Jika jawaban yang benar adalah d, maka Anda menandai pilihan d di lembar jawaban. Ingatlah bahwa Anda akan diberi waktu untuk menjawab. Jadi ketika rekaman diperdengarkan, Anda berkonsentrasi untuk mendengarkan saja, tidak sambil menjawab. Sekarang bersiaplah untuk mendengarkan soal nomor satu.

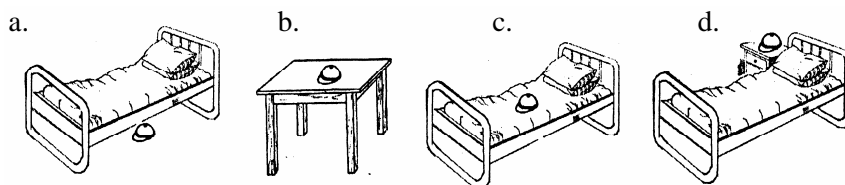
1. Where is Robby's calculator?







2. What does Eliza need?



3. Where is the boy's cap?



4. Susan said, "I like him, too". What does it mean?

- a. Susan agrees that Bob Marley is good.
 - b. Susan is not sure that Bob Marley is good.
 - c. Susan disagrees that Bob Marley is good.
 - d. Susan does not think that Bob Marley is good.
5. Where are they?
- a. At a stationery shop.
 - b. At a shoe shop.
 - c. At a sport shop.
 - d. At a post office.
6. What is the good news?
- a. They may go camping.
 - b. They may have a great principal.
 - c. They may meet the principal.
 - d. They may join the principal.
7. What prize did the team win?
- a. First prize.
 - b. Second prize.
 - c. Third prize.
 - d. Fourt prize.
8. Who are talking?
- a. Players.
 - b. Juries.
 - c. Schoolmates.
 - d. Penpals.
9. What is Molly wearing?
- a. 
 - b. 
 - c. 
 - d. 
10. Fadel said, "What a nice T-shirt"? What does it mean?
- a. He likes the T-shirt.
 - b. He wants a T-shirt.
 - c. He buys the T-shirt.
 - d. He shows a new T-shirt.

Berikut ini Anda akan mendengarkan 3 buah monolog. Masing-masing monolog akan dibaca dua kali.

11. Where did the speaker go last Saturday?



12. How many persons went on a picnic?

- a. 6
- b. 5
- c. 4
- d. 3

13. How tall is the biggest penguin?

- a. 2 feet
- b. 3 feet
- c. 4 feet
- d. 5 feet

14. What does the text tell you about?

- a. Morning prayer.
- b. Sport.
- c. Breakfast.
- d. Morning activities

15. What does the speaker do after morning prayer?

- a. Jogs.
- b. Takes a bath
- c. Has breakfast
- d. Leaves for school

“Ujian Listening Comprehension Sudah Selesai”

B. Reading Section

In this section of the test, you will have the chance to show how well you understand written English. Some texts and questions will be given in this section. Read them carefully and answer the questions.

16. You read a notice in front of a house like the one the right. What does it mean?
- a. People must not stop in front of it.
 - b. Visitors cannot drop by there now.
 - c. Pedestrians may not cross there.
 - d. Other people must not enter it.

NO ADMINTANCE

17. The notice on the right is put on the wall of “SMP Taruna”.

What does it mean?

- Students may not have rubbish in the school.
- Students should throw the rubbish into the dustbin.
- The rubbish in the dustbin must be thrown away everyday.
- The dustbin is the place where students can throw the rubbish.

**THROW THE RUBISH
INTO THE DUSTBIN**

18. Read the SMS on the right. What does it mean?

- Mr. Lennon and Mr. Afify are giving their good wishes to each other.
- Mr. Afify is giving Mr. Lennon good wishes on his special occasion.
- Mr. Lennon is responding to good wishes on his birthday.
- Mr. Afify wants Mr. Lennon to pass his good wishes.

08158714371

May I wish you many
happy returns of the
day, Mr. Lennon.

From Mr. Afify

19. Read the message on the BETA School Message Board on the right.

What does it mean?

- This week the members of English club have no meeting as usual.
- Aifan will meet no members of the English Club this week again.
- The school won't meet members of the English Club again this week.
- The chairman of the English Club will not let his members meet again.

English Club Members!

There will be no meeting
this week. I'll let you know
when the club will meet
again.

Aifan/Chairman.

Read the text and answer questions 20 to 22

Mr. And Mrs. Alkaim once kept a large monkey he had brought from Kalimantan. The monkey was very faithful to her masters and was very friendly to their baby girl.

One day Mr. And Mrs. Alkarim went out to attend a wedding ceremony. They left the baby to the monkey they had trusted as a baby sitter.

Suddenly a fire broke out in the house. The door and the staircase were already on fire.

All the neighbours looked sadly at the windows of the room where the baby girl slept in. Somebody ran for a ladder to reach the windows, but it was no use now.

Just then they saw a black hand open the window upstairs. Then came out the monkey with the baby girl in her arms. Down she climbed. Slowly and carefully she brought the baby out safely.

20. Where did Mr. And Mrs. Alkarim put their baby?
- In the room upstairs.
 - In the monkey's arm.
 - At the back windows.
 - Under the ladder.
21. "... with the baby girl in her arms." (last paragraph)
What does the word "her" refer to?
- Mr. Alkarim's neighbour
 - Mr. Alkarim's wife
 - The large monkey
 - The baby girl
22. What is the purpose of the text?
- To present a point of view.
 - To persuade the readers.
 - To describe something.
 - To inform past events.

Read the text and answer questions 23 to 26

Long ago on the top of Mount Kinabalu in Borneo, there lived a dragon. He owned a large and beautiful pearl. People believed that he controlled the weather with it.

The emperor of China heard this and wanted the pearl. He sent his two sons, Wee Ping and Wee San to Borneo to steal it. The princess, together with one hundred soldiers, set sail for Borneo in twelve sailing junks.

When they arrived in Borneo they set out immediately to find the famous mountain. Their journey up the rugged slopes of mount Kinabalu proved very difficult. The dragon guarded his cave very fiercely and killed many of their soldiers.

Then Wee San had a clever idea. He climbed a tall tree, so he could see the dragon's cave. He noted what time the dragon left his cave to hunt for food and what time he returned to it.

Next he ordered his men to make a fake pearl and a large kite. He waited until the dragon left his cave. Then he placed the fake pearl in a bag, slung it across his shoulder and flew up to the mountain-top on the kite. He exchanged the pearl for the fake one and then his brother pulled his kite back to the ground.

The brothers quickly returned to their ships and set sail for China. They sailed safely home. The Emperor was thrilled with the pearl and gave a big party to celebrate his sons' return.


23. Who was Wee San?
- An Emperor from China
 - A Dragon of Borneo
 - A son of an Emperor
 - A Borneo's son

24. "... his men to make a fake pearl and large kite." (paragraph 5)
What does the underlined word mean?
- False
 - Valuable
 - Glittering
 - Expensive
25. The above text is written to
- describe something important
 - inform about a good event
 - criticize certain persons
 - amuse the readers
26. Paragraph 5 shows ... of the problem.
- the solution
 - the evaluation
 - the description
 - the recommendation

Read the text and answer questions 27 to 30

On Saturday night, we went to the Town Hall. It was the last day of the year and a large crowd of people had gathered under the Town Hall clock. It would strike twelve in twenty minutes time. Fifteen minutes passed and the, at five to twelve, the clock stopped. The big minute hand did not move. We waited and waited, but nothing happened. Suddenly someone shouted, "It's two minutes past twelve! The clock has stopped!"

I looked at my watch. It was true. The big clock refused to welcome the New Year. At that moment, everybody began to laugh and sing.



27. Which idea can you find in the first paragraph?
- Everybody's laughing and singing.
 - People're moving near the Town Hall.
 - The writer's going to Town Hall one day.
 - Someone's shouting at the owner of the Town Hall.
28. When did the clock stop?
- At 5.12
 - At 11.55
 - At 12.00
 - At 12.02

29. Why did the people gather under the Town Hall clock?
- To welcome the New Year.
 - To see the newly bought clock.
 - To strike the laughing people.
 - To stop people who shouted.
30. What does the first sentence tell you?
- An introduction of the characters.
 - The problem that the writer met.
 - The funny thing in the story.
 - The opening of the story.

Read “Loop-the-Loop Paper Plane” and answer questions 31 to 34.

LOOP-THE-LOOP PAPER PLANE


Material needed

- ❖ A sheet of heavy paper
- ❖ A pencil
- ❖ Sharp scissors
- ❖ A paper clip
- ❖ Crayons

Method

Here's a paper airplane that will fly in circles.

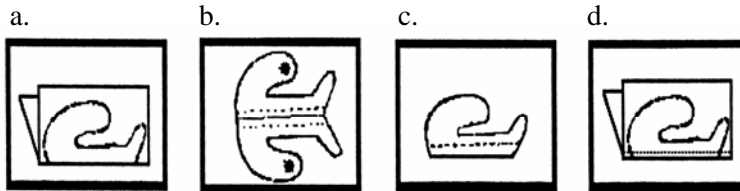
1. First fold the paper in half the long way.
2. Then draw an airplane with wings and a tail on it.
3. Next draw a line about an inch away from the fold on each side the full length of the paper.
4. Then cut out the airplane, but do not cut on the fold.
5. After that spread out the airplane and colour it. You can draw airplane markings near each wing tip.
6. Next refold your airplane. Now fold each wing down along the line drawn on it.
7. Then add a paper clip to the nose. You can change the way your airplane flies by changing the wing shape and putting more than one paper clip on the nose.



31. Which of the sentences is NOT true about loop-the-loop paper plane?

- a. It needs a paper clip to fly.
- b. A pencil is not needed to make a line on it.
- c. If you fly it, it will fly in circles in the air.
- d. The first thing to do is to fold the paper in half.

32. Which picture goes with the third method?



33. What is the purpose of the text?

- a. To persuade the readers to make it.
- b. To present important points of view.
- c. To describe how something is made.
- d. To inform people about the handicrafts.

34. The text consist of three parts. The third part functions to show readers ... to make the loop-the-loop paper plane.

- a. the steps
- b. the events
- c. the argument
- d. the explanation

Read “A TIDAL WAVE” and answer questions 35 to 37

A TIDAL WAVE

A tidal wave can burst upon a beach and smash a tree as if it were a matchstick.

It can start when an earthquake makes the ground shake under the ocean. The quake makes the water push up from the ocean floor, and makes waves that can become one huge wall of rushing water. The water can burst over the land, smashing boats, automobiles, houses and other things and kill people in its way.

Most tidal waves occur in the Pacific Ocean. Sometimes, the waves are so small that they cause no damage at all. But people who live along ocean shores have to be prepared for the worst. They can be saved from dangerous tidal waves if they are warned ahead of time.

Most people call the wave a tidal wave, but the scientific name for is tsunami, a Japanese word that means storm wave.



35. People living along ocean shores have to be prepared for the worst because
- the ocean shores are the most dangerous places.
 - nobody can escape from the killing waves.
 - the tidal waves can occur there any time.
 - people need to be warned ahead of time.
36. What is the function of paragraph 1?
- To tell something to discuss.
 - To describe what something is like.
 - To recommend on what ought to happen.
 - To tell what happened and in what sequence.
37. The writer writes the text for a certain purpose. What is it?
- To persuade the readers to face tsunami bravely.
 - To retell the effects of tsunami to the people.
 - To present his points of view about tsunami.
 - To describe what tsunami is like.

Read the text and answer questions 38 to 40

What will you feel as a pilot if there is something wrong with your plane at an altitude of thousand meters above the earth? Very tense!

Captain Smokey Stover and 1st Officer Tom Zion were in the cockpit of a 130-passenger Eastern jet on route to New York. It was cruising at 33,000 feet.

Suddenly they both straightened up. There was a rhythmic thumping coming through the floor. It was so definite that they could feel the vibrations with their feet. They checked their instruments, but there was no warning signal there.

They thought one of the landing gear doors hadn't closed, so they slowed down, but there was no reduction in the vibrations. Then they began to worry about their engines. Was one out of synchronization? A check showed that they were in perfect tune. Now the men grew concerned.

They called New York to have a crew of expert mechanics meet the plane. After a safe landing, as the mechanics were swarming aboard, the senior stewardess told Captain Stover, "We really have a weird passenger on this trip. He jogged in the lavatory next to the cockpit for 20 minutes".

Captain Stover looked a bit upset. He had never had such a passenger before.

38. The wrong statement about Captain Stover based on the text is
- He flew a 130 passenger Eastern jet.
 - He felt the vibrations with his feet clearly.
 - His plane was on the way to New York.
 - He could find the problem of the plane.
39. What does the writer write the text for?
- To share an unusual thing with the readers.
 - To describe how something should be done.

- c. To persuade the readers that flying is good.
- d. To inform the readers about the best experience.

40. Which paragraph shows the reaction against the incident?
- a. 1 and 2
 - b. 2 and 3
 - c. 4 and 5
 - d. 5 and 6